



# Measure Guide

Machine Make: \_\_\_\_\_ Model: \_\_\_\_\_

## Boom Lift

### Platform

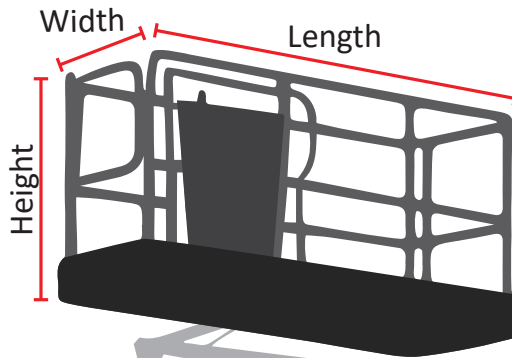
Height: \_\_\_\_\_ Inches

Width: \_\_\_\_\_ Inches

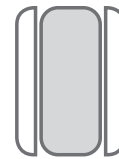
Length: \_\_\_\_\_ Inches

Extension:

☒ None



### Entry Position Options



Center

All boom lift  
entry positions  
are centered

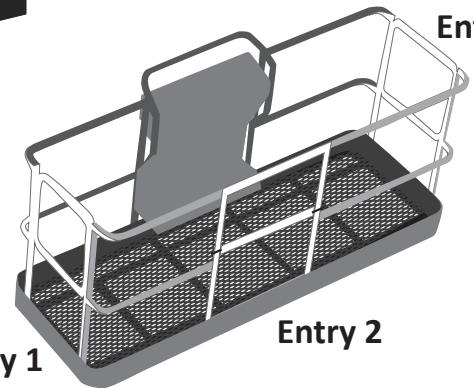

### Entrance

Select one entry location:

☐ Entry 1 (Center)

☐ Entry 2 (Center) *Standard*

☐ Entry 3 (Center)



Entry 1

Entry 2

Entry 3

## Customer Information

Date: \_\_\_\_\_ PO Number: \_\_\_\_\_

Company: \_\_\_\_\_

Name: \_\_\_\_\_

**How to Order:** Call: 1-888-SOCK-911

Email: info@TireSocks.com Fax: 303-942-9399

Branch #: \_\_\_\_\_ Phone: \_\_\_\_\_

Email Address: \_\_\_\_\_